



FOR IMMEDIATE RELEASE

January 23, 2026

MEDIA CONTACTS:

Tom Betti: 614-728-9645

Thomas.Betti@jfs.ohio.gov

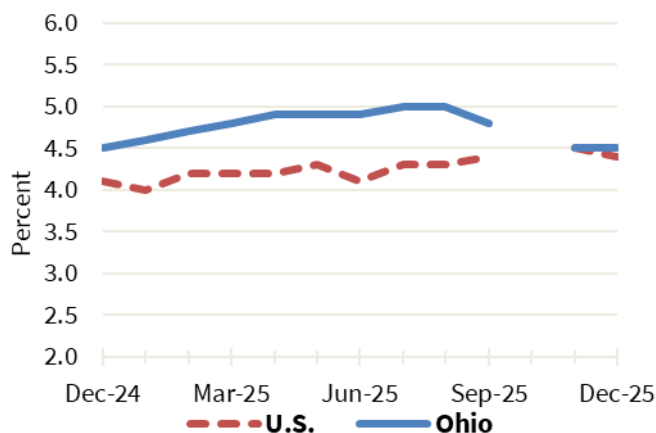
Bill Teets: 614-403-2331

Bill.Teets@jfs.ohio.gov

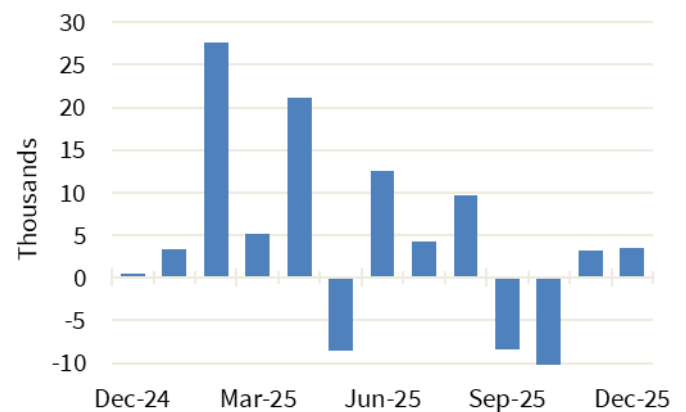
Ohio's December Unemployment Rate was 4.5%, Unchanged from November

Ohio's unemployment rate was 4.5% in December 2025, unchanged from 4.5% in November 2025. Ohio's nonagricultural wage and salary employment increased 3,500 over the month, from a revised 5,705,400 in November to 5,708,900 in December.

**Ohio and U.S. Unemployment Rates,
seasonally adjusted, December 2024 – December 2025**



**Ohio Nonfarm Payroll Employment Over-the-Month Change,
seasonally adjusted, December 2024 – December 2025**



Household Survey Data

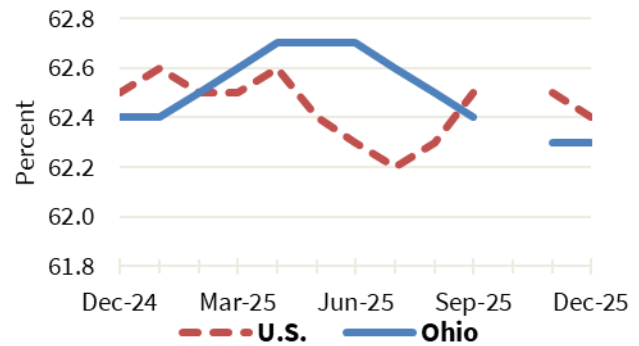
The number of workers unemployed in Ohio in December was 265,000, down from 270,000 in November 2025. The number of unemployed has remained unchanged in the past 12 months from 265,000. The November unemployment rate for Ohio remained unchanged from 4.5% in December 2024.

The U.S. unemployment rate for December 2025 was 4.4%, down from 4.5% in November 2025 and up from 4.1% in December 2024.



In December 2025, the labor force participation rate in Ohio was 62.3%, unchanged from 62.3% in November 2025 and down from 62.4% in December 2024. During the same period, the national labor force participation rate was 62.4%, down from 62.5% in November 2025 and down from 62.5% in December 2024.

**Ohio and U.S. Labor Force Participation Rates,
seasonally adjusted, December 2024 – December 2025**



Establishment Survey Data

Ohio's nonagricultural wage and salary employment increased 3,500 over the month, from a revised 5,705,400 in November to 5,708,900 in December, according to the latest business establishment survey conducted by the U.S. Department of Labor (Bureau of Labor Statistics) in cooperation with the Ohio Department of Job and Family Services (ODJFS).

Employment in goods-producing industries, at 968,300, increased 700 over the month as gains in construction (+1,100) and mining and logging (+200) surpassed losses in manufacturing (-600). The private service-providing sector, at 3,955,800, increased 2,200 as gains in professional and business services (+2,200); leisure and hospitality (+1,500); and information (+400) exceeded losses in trade, transportation, and utilities (-800); private educational and health services (-600); other services (-400); and financial activities (-100). Government employment, at 784,800, increased 600 as gains in local (+700) and state (+200) government outpaced losses in federal government (-300).

From December 2024 to December 2025, nonagricultural wage and salary employment increased 54,300. Employment in goods-producing industries increased 22,900, led by construction, which added 14,300 jobs. Manufacturing added 8,500 jobs, in durable goods (+7,300) and nondurable goods (+1,200). Mining and logging gained 100 jobs over the year. Employment in the private service-providing sector increased 34,800 as gains in private educational and health services (+14,500); professional and business services (+13,100); trade, transportation, and utilities (+10,000); other services (+3,700); and information (+900) surpassed losses in leisure and hospitality (-7,100) and financial activities (-300). Government employment decreased 3,400 over the year, as losses in federal (-5,900) and state (-1,400) government outweighed gains in local government (+3,900).

EDITOR'S NOTE: All data cited are produced in cooperation with the U.S. Department of Labor. Data sources include the Current Population Survey (U.S. data), Current Employment Statistics Program (nonagricultural wage and salary employment data), and Local Area Unemployment Statistics Program (Ohio unemployment rates). More complete listings of the data appear in the monthly Ohio Labor Market Review. Unemployment rates for all Ohio counties, as well as cities with populations of 25,000 or more, are presented in the monthly ODJFS Civilian Labor Force Estimates publication. Updated statewide historical data can be obtained through the OhioLMI app, which is available for free on mobile devices



Mike DeWine, Governor | Jim Tressel, Lt. Governor | Matt Damschroder, Director

through the App Store or Google Play. Ohioans can access tens of thousands of job openings, for positions ranging from file clerks to CEOs, at <https://ohiomeansjobs.ohio.gov>.

News Release Dates

A calendar of 2026 release dates will be available online at <https://ohiolmi.com/Home/Events> as they become available.

County, city, and metropolitan area unemployment rates for December 2025 will be posted online at <https://ohiolmi.com> on Tuesday, January 27, 2026. January 2026 unemployment rates and nonagricultural wage and salary data for Ohio will be released at a future date that has not yet been determined due to the lapse of federal appropriations in October 2025.

Choose this link to view the table on the [Ohio and U.S. Employment Situation](#).

Choose this link to view the table for the [Nonagricultural Wage and Salary Employment Estimates for Ohio](#).

-30-

The Ohio Department of Job and Family Services manages vital programs that strengthen Ohio families. These include job training and employment services, unemployment insurance, cash and food assistance, adult protective services, and child support services.

